


To the Student...

When we start anything, we want to do it the right way. Holding your pencil is one thing that will help you write your best. Look at the picture to help you know the correct way. It's also good to sit up straight in your chair and slightly slant your book or paper the same way as your arm.

My Jesus, this is for love of Thee, for the conversion of poor sinners, and in reparation for the sins committed against the Immaculate Heart of Mary. (By the Angel of Portugal)

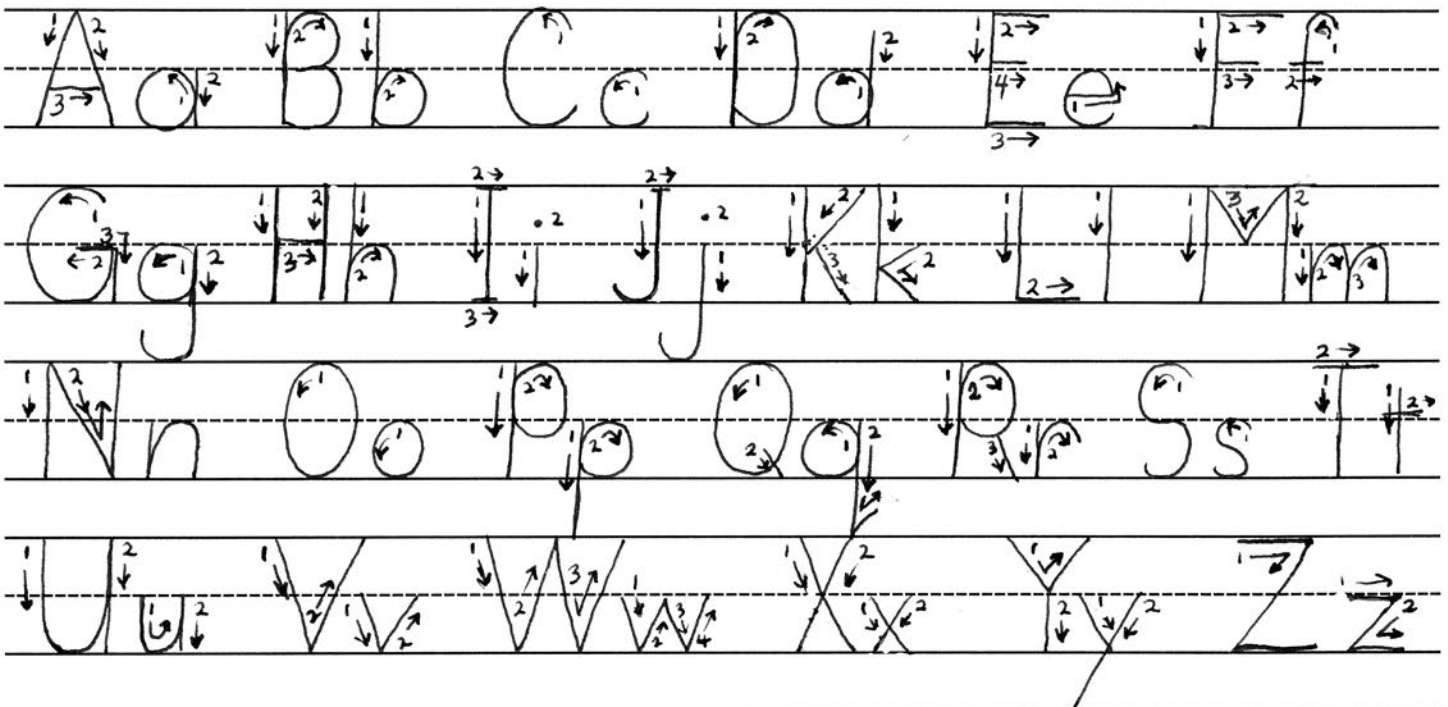


Try to complete *half* page of printing each day. Decorate your work with the borders that are started for you! Borders are great for practicing strokes and making your work attractive. You may use a regular pencil or a pretty color of a fine-tip marker. I hope you have fun doing this manuscript printing practice.

Sincerely, Mrs. Marie Picard

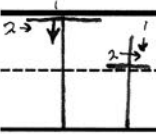
Correct Formation of Letters

J.M.J





J.M.J

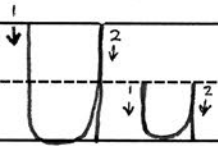


Thankyou dear Angel

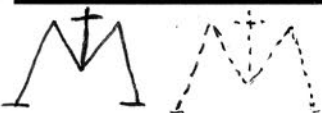



St. Matt. 6, 20

J.M.J

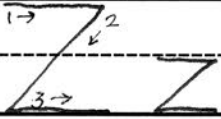


To Jesus through Mary

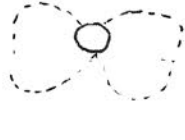





J.M.J





Be zealous for the better gifts. Be



J.M.J

St. Joseph, pray for us.

S.A.G. St. Anthony Guide





J.M.J

Always say "Yes" to God.

A.M.D.G. = Ad Majorem Dei Gloriam - motto of the Jesuits in Latin.

J.M.J

A.M.D.G. = To the
greater glory of God

A

◦ A.M.D.G. | ◦ A.M.D.G.