





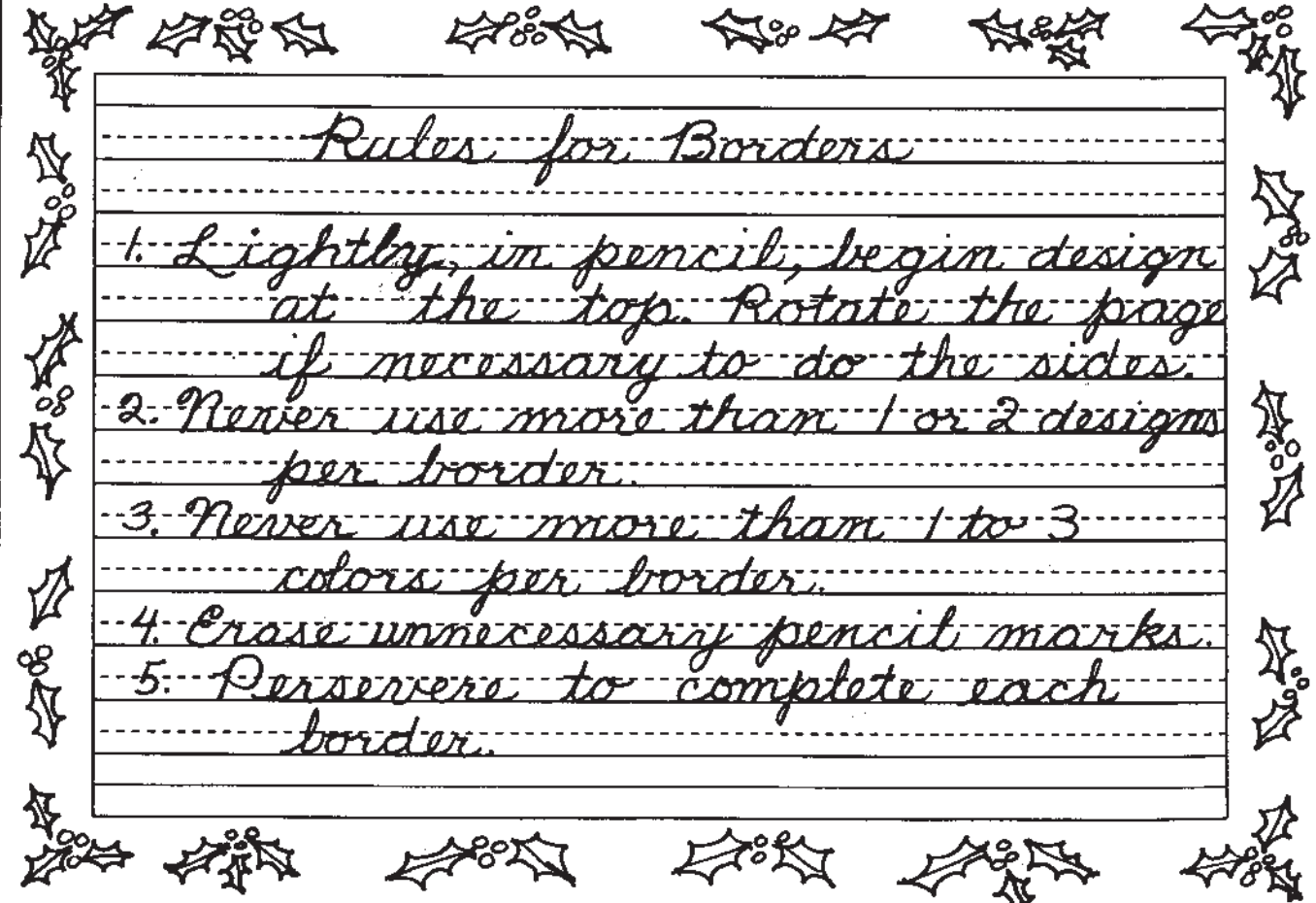


Scroll	
1. Wavy line. 2. Large C, then small C.	
Lines	
1. With ruler, make a thick and thin line. Color.	
Philodendron	
1. No. 3's, closed 2. Wavy line, stem 3. Green leaves.	
Flowers	
1. From centre make teardrops. 2. Add stem, leaves	
Leaves	
1. Joined capital "I"s 2. Color green	
Holly	
1. Little lines 2. Add 2 "W"s to each 3. Cluster of red berries	



Rules for Borders

1. Lightly, in pencil, begin design at the top. Rotate the page if necessary to do the sides.
2. Never use more than 1 or 2 designs per border.
3. Never use more than 1 to 3 colors per border.
4. Erase unnecessary pencil marks.
5. Persevere to complete each border.

My dear Guardian Angel, help me to profit from this little work by improving my handwriting and helping me to prepare to receive Jesus well this Christmas. Holy Mother of God, pray for us.

Firstly, study the alphabet below. Can you find any that are different from the way you make them?

Aa Bb Cc Dd Ee Ff Gg Hh Ii Jj
Kk Ll Mm Nn Oo Pp Qq Rr Ss
Tt Uu Vv Ww Xx Yy Zz

The Angelus: The angel of the Lord declared unto Mary, And she conceived of the Holy Ghost. Behold the handmaid of the Lord, Be it done unto me according to thy word. And the Word was made Flesh, And dwelt amongst us. Pray for us, O holy Mother of God, That we may be made worthy of the promises of Christ.

The Angelus:

[A large rectangular box containing a set of handwriting lines for practicing the text of the Angelus prayer.]

Do your letters sit neatly on the line? Watch that your letters are $\frac{1}{4}$ size of the line.
This means that the tops of letters do not touch the top line, but come near it uniformly.

Dec. 1 -- The Stable

Frequently during the day, offer your heart to the little Infant Jesus. Ask Him to make it His home -- Sweet Jesus, take my heart and make it meek and pure.
Bv

The

His

heart

meek

