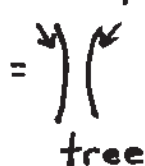



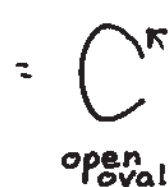
J.M.J.

Versal

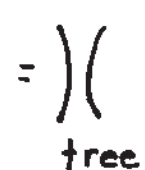
Alphabet



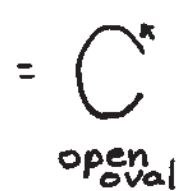
top line into B bulges and base line



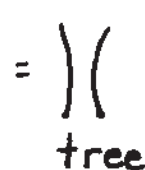
closing side line



top line into bulge and baseline



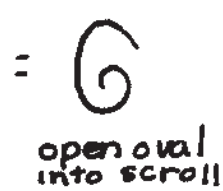
narrow horizontal tree




horizontal tree



side line



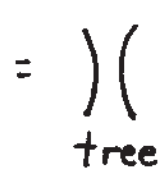
large G close with slant side lines



half oval

bulge

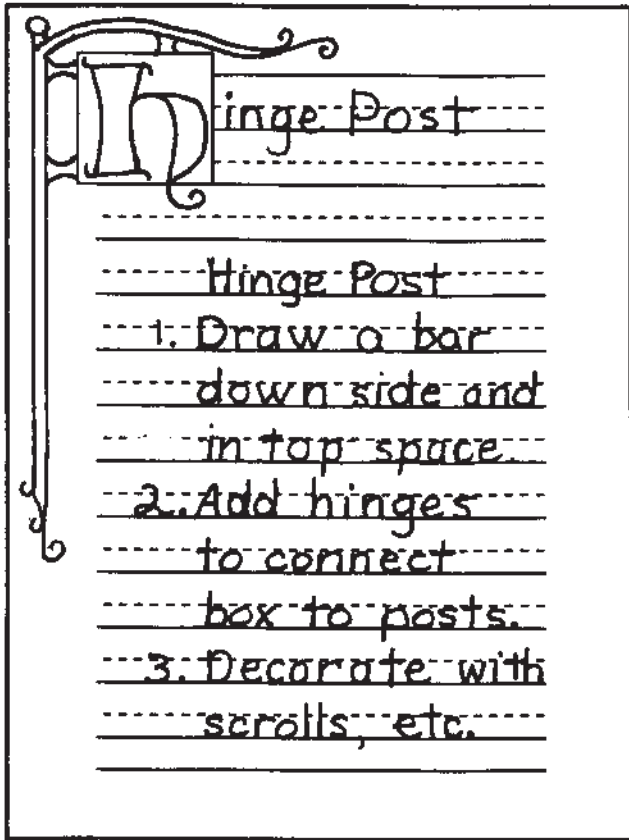
top line and baseline



top line and baseline

# Border

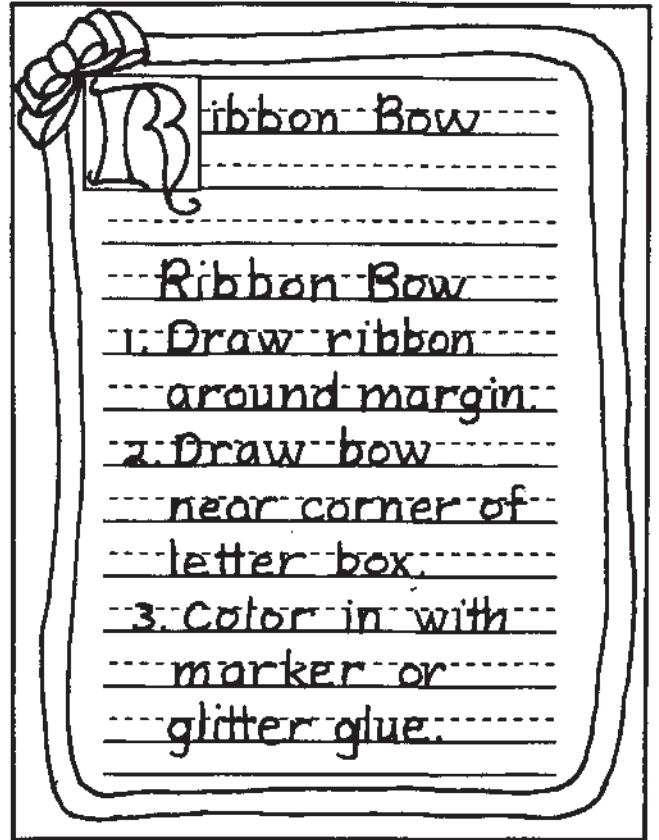
# Ideas



**H**inge Post

Hinge Post

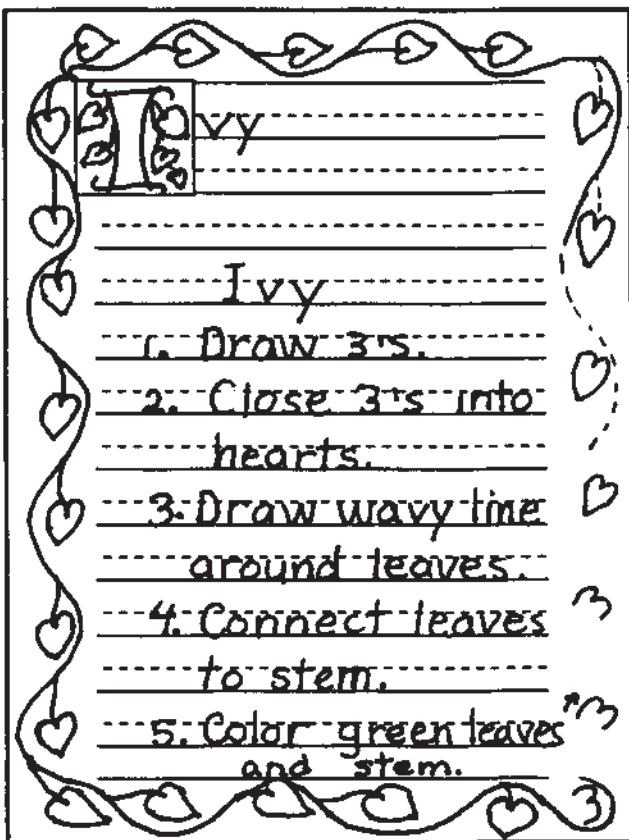
1. Draw a bar down side and in top space.
2. Add hinges to connect box to posts.
3. Decorate with scrolls, etc.



**R**ibbon Bow

Ribbon Bow

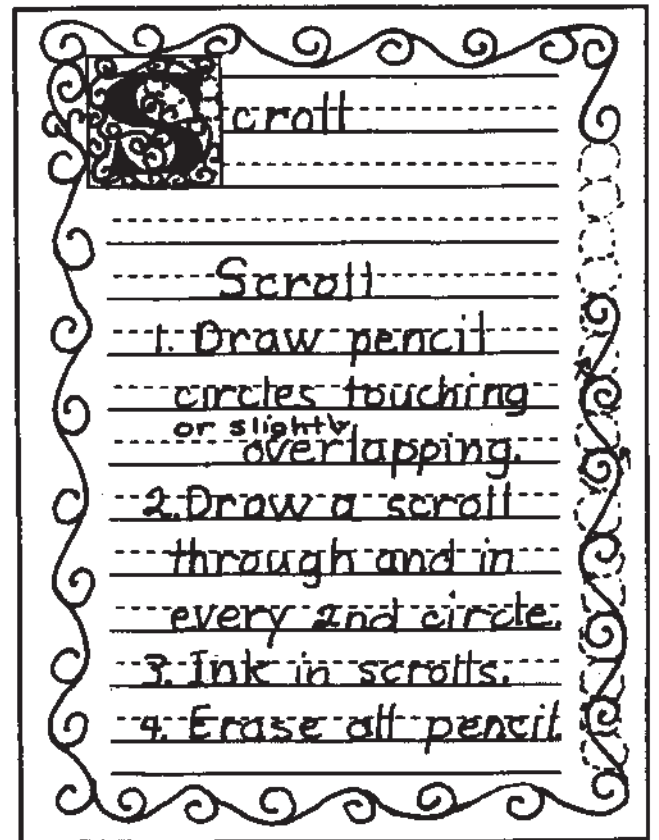
1. Draw ribbon around margin.
2. Draw bow near corner of letter box.
3. Color in with marker or glitter glue.



**I**vy

Ivy

1. Draw 3's.
2. Close 3's into hearts.
3. Draw wavy line around leaves.
4. Connect leaves to stem.
5. Color green leaves and stem.



**S**croll

Scroll

1. Draw pencil circles touching or slightly overlapping.
2. Draw a scroll through and in every 2nd circle.
3. Ink in scrolls.
4. Erase all pencil.

Directions: To familiarize yourself with the following formation of letters, study any differences as to what you already know. Then handwrite one alphabet of upper case and one of lower case in the vertical box on the right imitating the example alphabet below. Next copy the bottom left verse in your best handwriting onto the box on the bottom right carefully as in the sample. Note that your letters are the same size and spacing as in the sample. Draw and decorate your first letter in versal style.



Handwritten alphabet in cursive script on ruled lines:

A B C D E F  
 G H I J K L  
 M N O P Q  
 R S T U V  
 W X Y Z  
 a b c d e f  
 g h i j k l  
 m n o p q  
 r s t u v  
 w x y z  
 1 2 3 4 5 6 7  
 8 9 10 (-17! &)

Handwritten text in cursive script on ruled lines, with a decorative initial 'A' in a box:

And they  
 said one  
 to the other:  
 Was not our  
 heart burning  
 within us  
 whilst He spoke  
 in the way  
 and opened  
 to us the  
 scriptures?  
 (Luke 24:32)

Blank ruled lines for handwriting practice, consisting of multiple sets of solid top and bottom lines with a dashed midline.

Blank ruled lines for handwriting practice, including a vertical box on the left side for a decorative initial letter, followed by multiple sets of solid top and bottom lines with a dashed midline.

Directions: Study the  $\frac{1}{4}$  letter size and the formation of the letters of the words in the verse below. Next in your best cursive handwriting, copy the verse onto the vertical box on the right, carefully imitating the example. Punctuate as shown. Draw and decorate the versal letter. Add a suitable border if it compliments your versal letter. The verses are from the Douay Rheim Bible. Ten minutes of diligent, daily practice is advised.



**I**n the beginning was the Word and the Word was with God and the Word was God... And the Word was made flesh and dwelt amongst us. (John 1:1, 14)

**I**n Him was the life, and the life was the light of men. That was the true light which enlighteneth every man that cometh into this world. (John 1:9)

Blank handwriting practice box with a square box for a versal letter and horizontal lines for text.

Blank handwriting practice box with a square box for a versal letter and horizontal lines for text.